

Combi oven

C4eD 6.20 ES

Convotherm maxx pro
easyDial

- 6.20
- 6+1 Shelves GN 2/1
- Electric
- Injection/Spritzer
- Right-hinged door



Key features

- Natural Smart Climate™ (ACS+) cooking methods: Steam, Combi-steam, Convection
- Natural Smart Climate™ (ACS+) with extra functions:
 - Crisp&Tasty – 5 moisture-removal settings
 - BakePro – 5 levels of traditional baking
 - HumidityPro – 5 humidity settings
 - Controllable fan – 5 speed settings
- easyDial: all functions are set in one operating level
- Semi-automatic cleaning system
- HygieniCare
- USB port integrated in the control panel
- TriColor indicator ring – indicates the current operating status
- Steam generated by injecting water into the oven cavity
- LED lighting in the oven cavity
- Appliance door with triple glazing, right-hinged

Standard features

- Cooking methods:
 - Steam (30-130°C) with guaranteed steam saturation
 - Combi-steam (30-250 °C) with automatic moisture control
 - Convection (30-250 °C) with optimized heat transfer
- Operation of easyDial user interface:
 - Central control unit, Convotherm-Dial (C-Dial)
 - Digital display
- Climate Management
 - Natural Smart Climate™ (ACS+), HumidityPro, Crisp&Tasty
- Quality Management
 - Airflow Management, BakePro, Multi-point core temperature probe
- Production Management
 - 99 cooking profiles each containing up to 9 steps
 - HACCP data storage
 - USB port
 - Regenerating function – regenerates products to their peak level
 - Preheat and cool down function

Standard features

- Cleaning Management:
 - Semi-automatic cleaning system
- HygieniCare:
 - Hygienic Handles
- Design:
 - Unit door with triple glazing, safety latch, sure-shut function, venting position, right-hinged and LEDs for oven cavity lighting
 - Steam generated by injecting water into the oven cavity
 - Adjustable appliance feet, from 100 mm to 125 mm
 - Multi-point core temperature probe
 - Integrated recoil hand shower



Convotherm maxx pro easyDial

- 6.20
- 6+1 Shelves GN 2/1
- Electric
- Injection/Spritzer
- Right-hinged door



Key features

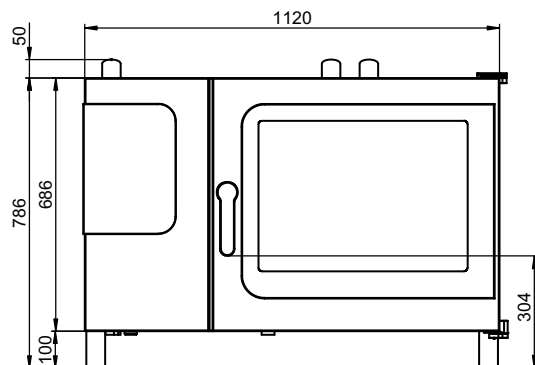
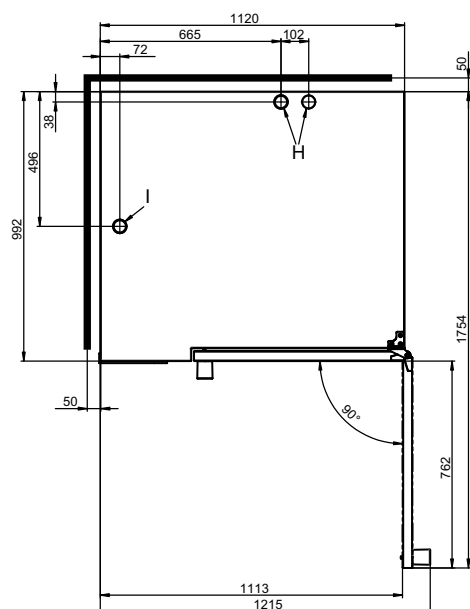
- Natural Smart Climate™ (ACS+) cooking methods: Steam, Combi-steam, Convection
- Natural Smart Climate™ (ACS+) with extra functions:
 - Crisp&Tasty – 5 moisture-removal settings
 - BakePro – 5 levels of traditional baking
 - HumidityPro – 5 humidity settings
 - Controllable fan – 5 speed settings
- easyDial: all functions are set in one operating level
- Semi-automatic cleaning system
- HygieniCare
- USB port integrated in the control panel
- TriColor indicator ring – indicates the current operating status
- Steam generated by injecting water into the oven cavity
- LED lighting in the oven cavity
- Appliance door with triple glazing, right-hinged

Options

- Cleaning Management - ConvoClean: Fully automatic cleaning system, with optional single-dose dispensing
- Disappearing door – more space and greater safety at work (see separate datasheet)
- Marine version (see separate datasheet)
- Prison version
- Ethernet interface (LAN)
- Available in various voltages
- Sous-vide probe, external connection
- Core temperature probe, external connection

Accessories

- ConvoLink – HACCP and cooking profile management PC software
- ConvoVent 4 condensation hood with grease filter
- ConvoVent 4+ condensation hood with grease and odour filter
- Signal tower – external operating-state indicator
- Banquet system (optionally as a package or individually): Plate rack, mobile shelf rack, transport trolley, thermal cover
- Stands in various sizes and designs
- Racks, choice of GN or BM versions (BM = standard baking sheet size)
- Stacking kits
- Care products for the ConvoClean fully automatic cleaning system (multiple and single-dose dispensing)

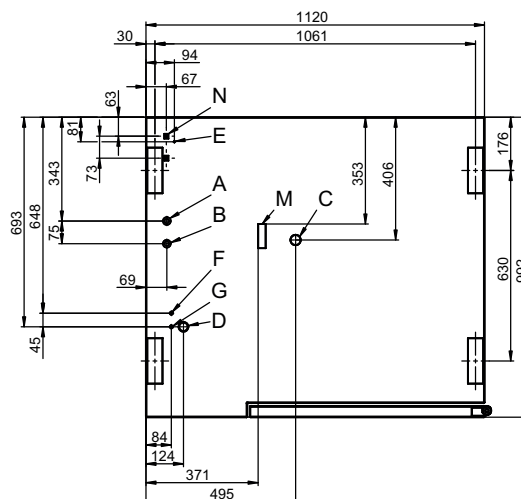
Front view

View from above with wall clearances


Installation instructions

Absolute tilt of unit in operation*	max. 2° (3.5%)
Clearance from heat sources	min. 500 mm
Recommended clearance for service, left side of unit	min. 500 mm

* Adjustable feet included as standard.

The combi oven must be set up with 3 sides free to provide access for cleaning. As an alternative, use a 150 mm high foot; on request.

Connection points


- A Water connection (for water injection)
- B Water connection (for cleaning, recoil hand shower)
- C Drain connection DN 50
- D Electrical connection
- E Equipotential bonding
- F Rinse-aid connection
- G Cleaning-agent connection
- H Air vent Ø 50 mm
- I Dry air intake Ø 50 mm
- M Safety overflow 80 x 25 mm
- N RJ45 Ethernet port

Dimensions and weights

Dimensions including packaging

Width x Height x Depth 1345 x 1025 x 1140 mm

Weight

Empty weight without options* / accessories 132 kg

Weight of packaging 35 kg

Safety clearances**

Rear 50 mm

Right 50 mm

Left (see installation instructions) 50 mm

Top*** 500 mm

* Weight of options 15 kg max.

** Required for functionality of appliance.

*** Depends on type of air ventilation system and nature of ceiling.

Loading capacity

Max. number of food containers	
GN 1/1*	12+2
GN 2/1*	6+1
600 x 400** baking tray	10
Plates max. Ø 32 cm, Ring spacing 67 mm**	33
Plates max. Ø 32 cm, Ring spacing 80 mm**	27
Maximum loading weight	
GN 1/1 / 600 x 400	
Per combi oven	60 kg
Per shelf level	15 kg

* Matching rack included as standard.

** Matching rack available as an accessory.

Electrical supply

3N~ 400V 50/60Hz*	
Rated power consumption	19.5 kW
Rated current	28.1 A
Fuse rating	32 A
RCD (GFCI), single-phase frequency converter	Type A/B
Recommended conductor cross-section	5G6
3~ 230V 50/60Hz*	
Rated power consumption	19.3 kW
Rated current	48.5 A
Fuse rating	50 A
RCD (GFCI), single-phase frequency converter	Type A/B
Recommended conductor cross-section	4G16
3~ 200V 50/60Hz*	
Rated power consumption	19.3 kW
Rated current	55.8 A
Fuse rating	63 A
RCD (GFCI), single-phase frequency converter	Type A/B
Recommended conductor cross-section	4G16
3~ 400V 50/60Hz*	
Rated power consumption	19.5 kW
Rated current	28.1 A
Fuse rating	35 A
RCD (GFCI), three-phase frequency converter	Type B
Recommended conductor cross-section	5G6

* Connection to energy optimization system included as standard.

Water connection

Water supply	
Water supply	2 x G 3/4" fixed connection, optionally including connecting pipe (min. DN13 / 1/2")
Flow pressure	150 - 600 kPa (1.5 - 6 bar)
Appliance drain	
Drain version	Funnel drain with P-trap (recommended) or fixed connection
Type	DN 50 (min. internal Ø: 46 mm)
Slope for drain pipe	min. 3.5% (2°)

Water quality

Water-supply connection A* for water injection	
General requirements	Drinking water, typically soft water (install water treatment system if necessary)
General hardness	4 - 7 °dh / 70 - 125 ppm / 7 - 13 °TH / 5 - 9 °e
Water-supply connection B* for cleaning, recoil hand shower	
General requirements	Drinking water, typically hard water
General hardness	4 - 20 °dh / 70 - 360 ppm / 7 - 35 °TH / 5 - 25 °e
Water-supply connections A, B*	
pH value	6.5 - 8.5
Cl ⁻ (chloride)	max. 60 mg/l
Cl ₂ (free chlorine)	max. 0.2 mg/l
SO ₄ ²⁻ (sulphate)	max. 150 mg/l
Fe (iron)	max. 0.1 mg/l
SiO ₂ (silicate)	max. 13 mg/l
NH ₂ Cl (monochloramine)	max. 0.2 mg/l
Temperature	max. 40 °C
Electrical conductivity	min. 20 µS/cm

* See diagram of connection points, page 2.

Water consumption

Water-supply connection A*	
Ø Consumption for cooking	5.1 l/h
Max. consumption	0.6 l/min
Water-supply connections A, B	
Ø Consumption for cooking**	7.6 l/h
Max. water flow rate	15 l/min

* Values for selecting the capacity of the water treatment system.

** Including water used for cooling the wastewater.

PLEASE NOTE: See diagram of connection points, page 2.

Emissions

Dissipated heat*	
Latent heat	3200 kJ/h / 0.89 kW
Sensible heat	4200 kJ/h / 1.17 kW
Waste water temperature	max. 80 °C
Noise during operation	max. 70 dBA

* The dissipated heat values were measured as per DIN 18873-1 "Methods for measuring the energy use of equipment for commercial kitchens — Part 1". The type and frequency of appliance usage are decisive for the specification of an air conditioning and ventilation system. These values can be higher than the values indicated for dissipated heat. Guide values can be found in the technical literature, e.g. in VDI 2052. Please consult your specialized design engineer for planning an air conditioning and ventilation system.

ACCESSORIES

(Please refer to the Accessories brochure for detailed information)

Stacking kit

Permitted combinations	6.20 on 6.20 6.20 on 10.20
For a combination of two electric appliances	
Select "Stacking kit for Convotherm 4 electric appliances"	
For a combination of one electric appliance and one gas appliance in the stacking kit	
Select "Stacking kit for Convotherm 4 electric appliances" if:	
Bottom combi oven	EB/ES
Top combi oven	GB/GS
Select "Stacking kit for Convotherm 4 gas appliances" if:	
Bottom combi oven	GB/GS
Top combi oven	EB/ES

ACCESSORIES

Condensation hood ConvoVent 4*

Electrical supply	
Rated voltage	1N~ 200-240V 50/60Hz
Rated power consumption	130-260 W
Rated current	1.0-1.9 A
Fuse rating	2.5 A
Dimensions excluding packaging	
Width x Height x Depth	1122 x 240 x 1285 mm
Weight excluding packaging	96 kg
Safety clearance above**	500 mm

* Condensation hoods specially designed for stacking kits are available.

** Depends on type of air ventilation system and nature of ceiling.

Condensation hood ConvoVent 4+*

Electrical supply	
Rated voltage	1N~ 200-240V 50/60Hz
Rated power consumption	130-260 W
Rated current	1.0-1.9 A
Fuse rating	2.5 A
Dimensions excluding packaging	
Width x Height x Depth	1122 x 373 x 1285 mm
Weight excluding packaging	119 kg
Safety clearance above**	500 mm

* Condensation hoods specially designed for stacking kits are available.

** Depends on type of air ventilation system and nature of ceiling.

Please observe the following points:

- This document is to be used solely for planning purposes.
- Please refer to the Installation manual for further technical data and guidance on installation and positioning.