



Drawer Warmer Solutions

*Cafeterias • Convenience Stores
Restaurants & Cafés • Clubs & Bars • Concessions*



CDW-3N pg. 2



HDW-2 with 152 mm deep food pans
pg. 3 - 4



HDW-2B in optional *Designer Warm Red*
pg. 3 - 4



HDW-2B with 152 mm deep food pans
pg. 3 - 4



HDW-3 with 152 mm deep food pans
pg. 3 - 4



HDW-1N with **HDW-ITC** control option
pg. 3 - 4



Convected Drawer Warmer

This new Hatco unit is designed to keep a variety of food products hot and flavor-fresh until served. With a single non-humidified cavity and a single electronic temperature control, this unit provides even, dry heat for food products that do not require humidity. With insulated top, sides and back, these drawer warmers provide excellent energy efficiency.

- Digital electronic controller for easy programming
- Low velocity convected air system provides even temperature throughout the cabinet
- Tough, solid chrome handles are angled to avoid contact from passing carts
- Narrow width fits most kitchen footprints
- Heavy-duty drawer slides with nylon rollers
- Includes three full-size pans



CDW-3N

CONVECTED DRAWER WARMER

Model	Dimensions W x D* x H	Voltage Single Phase	Watts	Ship Weight
CDW-3N	421 x 774 x 762 mm	230	933	81 kg

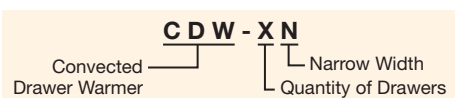
* Includes 32 mm for drawer handle.

Convected Drawer Warmer Features:

Models Shipped with: One 152 mm deep food pan per drawer, low profile 51 mm casters, 1829 mm cord and plug.

Cord Location: Back of unit, top right corner.

FOOD PANS AND TRIVETS – PAGE 5



Drawer Warmers

Hold everything from meat to vegetables to rolls in the Hatco Drawer Warmers. Built for tough kitchen duty with rugged construction and heavy-duty hardware, these warmers keep a variety of foods hot and fresh until served.

- Standard and narrow widths
- 1-, 2-, 3-, or 4-drawer freestanding or 1-, 2-, or 3-drawer built-in models
- Completely insulated individual cavities provide maximum energy efficiency
- Each drawer has a food pan, recessed individual thermostatic control, temperature monitor, vent slides and power switch
- Stainless steel construction throughout
- 12-gauge stainless steel heavy-duty drawer slides with nylon rollers
- Standard width Drawer Warmer pans lift straight out of drawer (HDW-1N, -2N and -3N models requiring tipping the pan to install)



HDW-3B



HDW-3 with accessory casters

HDW-2B



FREESTANDING DRAWER WARMERS

Model	Dimensions W x D* x H (Height excludes legs/casters)	Voltage Single Phase	Watts	Ship Weight (Includes weight of pans)
Standard				
HDW-1	749 x 575 x 279 mm	220 or 240	450	44 kg
HDW-2	749 x 575 x 537 mm	220 or 240	900	76 kg
HDW-3	749 x 575 x 794 mm	220 or 240	1350	106 kg
HDW-4	749 x 575 x 1051 mm	220 or 240	1800	134 kg
Narrow				
HDW-1N	530 x 686 x 279 mm	220 or 240	450	44 kg
HDW-2N	530 x 686 x 537 mm	220 or 240	900	76 kg
HDW-3N	530 x 686 x 794 mm	220 or 240	1350	106 kg

* Add 32 mm to depth for drawer handle.
All Freestanding Drawer Warmers Feature:
 HDW-1, -2, and -3 and all Narrow Models Shipped with: 102 mm plastic legs, 1829 mm cord and plug.
 HDW-4 Shipped with: 152 mm stainless steel legs, 1829 mm cord and plug.
 Models with Pans Shipped with: One 152 mm deep food pan per drawer.
 Cord Location: Back of unit, lower left corner.

BUILT-IN DRAWER WARMERS

Model	Dimensions W x D* x H (Height excludes front mounting flange)	Voltage Single Phase	Watts	Ship Weight (Includes weight of pans)
Standard				
HDW-1B	715 x 568 x 248 mm	220 or 240	450	40 kg
HDW-2B	715 x 568 x 506 mm	220 or 240	900	72 kg
HDW-3B	715 x 568 x 763 mm	220 or 240	1350	106 kg
Narrow				
HDW-1BN	494 x 679 x 248 mm	220 or 240	450	40 kg
HDW-2BN	494 x 679 x 506 mm	220 or 240	900	72 kg
HDW-3BN	494 x 679 x 763 mm	220 or 240	1350	106 kg

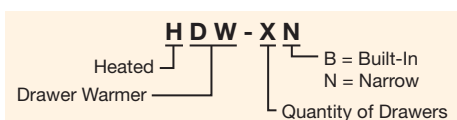
* Add 32 mm to depth for drawer handle.
All Built-In Drawer Warmers Feature:
 Models Shipped with: Conduit.
 Models with Pans Shipped with: One 152 mm deep food pan per drawer.

OPTIONS AND ACCESSORIES – PAGE 4 FOOD PANS AND TRIVETS – PAGE 5

BUILT-IN DRAWER WARMER CUT-OUT REQUIREMENTS

Model	“W” Dimension	“D” Dimension [▲]	“H” Dimension
HDW-1B	720 mm	610 mm	257 mm
HDW-2B	720 mm	610 mm	514 mm
HDW-3B	720 mm	610 mm	771 mm
HDW-1BN	500 mm	720 mm	257 mm
HDW-2BN	500 mm	720 mm	514 mm
HDW-3BN	500 mm	720 mm	771 mm

▲ Depth dimension includes 38 mm for conduit connector.



ALL DRAWER WARMER HEATING ELEMENTS ARE WARRANTED AGAINST BURNOUT OR BREAKAGE FOR TWO YEARS.
 ALL DRAWER SLIDES AND ROLLERS ARE WARRANTED AGAINST BREAKAGE FOR TWO YEARS.



OPTIONS (available at time of purchase only)

Designer Drawer Front Colors per Drawer – Non-standard colors are non-returnable –

RED	Warm Red
BLACK	Black
GRAY	Gray Granite
WHITE	White Granite
NAVY	Navy Blue
GREEN	Hunter Green
COPPER	Antique Copper
HDW-ITC	Digital Temperature Control (required on all Drawers)
OS-PAN	Oversized Drawer Frame and Pan (508 x 381x 127 mm) in lieu of standard Drawer with Pan (standard Width Models only)
BIS DRAWER	Biscuit Pan Drawer (accommodates two 457 x 330 mm Half-Size Sheet Pans – not included) in lieu of standard Drawer with Pan (standard Width Models only)
HDW-CHIP	Chip Guard

ACCESSORIES

HDW 6" LEG	152 mm Adjustable Stainless Steel Legs (standard on HDW-4)
HDW-CASTER-2	51 mm Diameter Casters – all swivel, 2 lock – adds 57 mm to height of unit (HDW-1, -2, -3 Models only)
HDW-CASTER-3	76 mm Diameter Locking Casters – all swivel, all lock – adds 108 mm to height of unit (HDW-1, -2, -3 Models only)
HDW-CASTER-4	102 mm Diameter Locking Casters – all swivel, all lock – adds 133 mm to height of unit
HDW-CASTER-5	127 mm Diameter Locking Casters – all swivel, all lock – adds 159 mm to height of unit
HDW-TRIVET	Custom Trivet raises food product 13 mm off bottom of Full-Size Pan
HDW-SPILL	Water/Spillage Pan (one per Drawer)
HDW-SPLASH	Splash Baffle (one per Drawer)

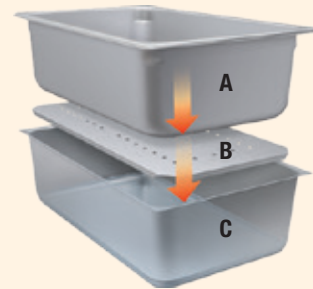
FOOD PANS AND TRIVETS - PAGE 5
COLORS AND FINISHES – PAGE 5




ITC - Digital Temperature Control
HDW-ITC Option



Biscuit Pan Drawer (pans not included)
BIS DRAWER Option



Additional Humidity
 A. Stainless Steel Food Pan
 B. Splash Baffle
HDW-SPLASH accessory
 C. Water/Spillage Pan (add 6 mm of water)
HDW-SPILL accessory




HDW-TRIVET Accessory



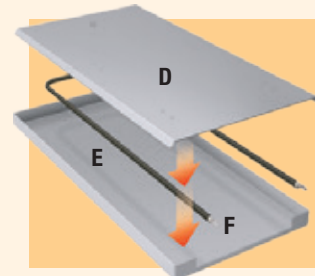
Casters Accessory
HDW-CASTER-2 (All swivel, 2 lock)
HDW-CASTER-3 (All swivel, all lock)
HDW-CASTER-4 (All swivel, all lock)
HDW-CASTER-5 (All swivel, all lock)



HDW 6" LEG Accessory



HDW-SPLASH Accessory



Prevents chips from reaching the element
 D. Heat Shield (included)
 E. Heating Element (included)
 F. Chip Guard **HDW-CHIP** option (standard width shown)

Food Pans And Trivets

ALUM PAN



18" SHEET PAN



ST PAN 1/3
ST PAN 1/2
ST PAN 2
ST PAN 4

FOOD PANS

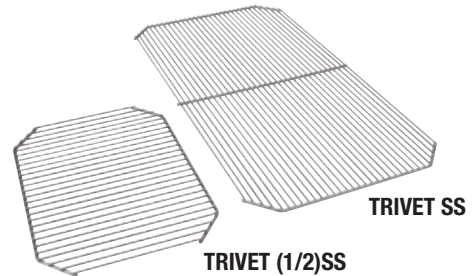
Model	Description	Dimensions
ALUM PAN	Half-Size Sheet Pan	457 W x 330 D mm
ST PAN 1/3	Third-Size Stainless Steel Pan	324 W x 175 D x 64 H mm
ST PAN 1/2	Half-Size Stainless Steel Pan	324 W x 264 D x 64 H mm
ST PAN 2	Full Size Stainless Steel Pan	324 W x 527 D x 64 H mm
ST PAN 4	Full Size Stainless Steel Pan	324 W x 527 D x 102 H mm



HDW 4" PAN



HDW 6" PAN



TRIVET SS

TRIVET (1/2)SS

FOOD PANS AND TRIVETS

Model	Description	Dimensions
HDW 4" PAN	Full Size Stainless Steel Food Pan	324 W x 527 D x 102 H mm
HDW 6" PAN	Full Size Stainless Steel Food Pan	324 W x 527 D x 152 H mm
Wire Trivets Stainless –		
TRIVET (1/2)SS	Half-Size	259 W x 194 D mm
TRIVET SS	Full Size	257 W x 457 D mm
Wire Trivets Plated –		
TRIVET (1/2)	Half-Size	259 L x 194 P mm
TRIVET	Full Size	257 W x 457 D mm

Paint Chip Sample Colors


DESIGNER COLORS



Warm Red



Black



Gray
Granite



White
Granite



Navy Blue



Hunter
Green



Antique
Copper

Colors are a representation and may not exactly match our colors. Consult factory for possible color matching options on these colors. Non-standard colors are non-returnable.

To order a Hatco Paint Chip & Stone Sample Colors Sheet, visit www.hatcocorp.com / Order Literature / Sales Literature / Sell Sheets.



Scan with web-enabled
mobile device to visit
www.hatcocorp.com



Hatco Corporation
P.O. Box 340500 | Milwaukee WI 53234-0500 USA
Tel: 414-671-6350 | Fax: 414-671-3976
www.hatcocorp.com | intlsales@hatcocorp.com