



Project \_\_\_\_\_  
Item # \_\_\_\_\_  
Quantity \_\_\_\_\_

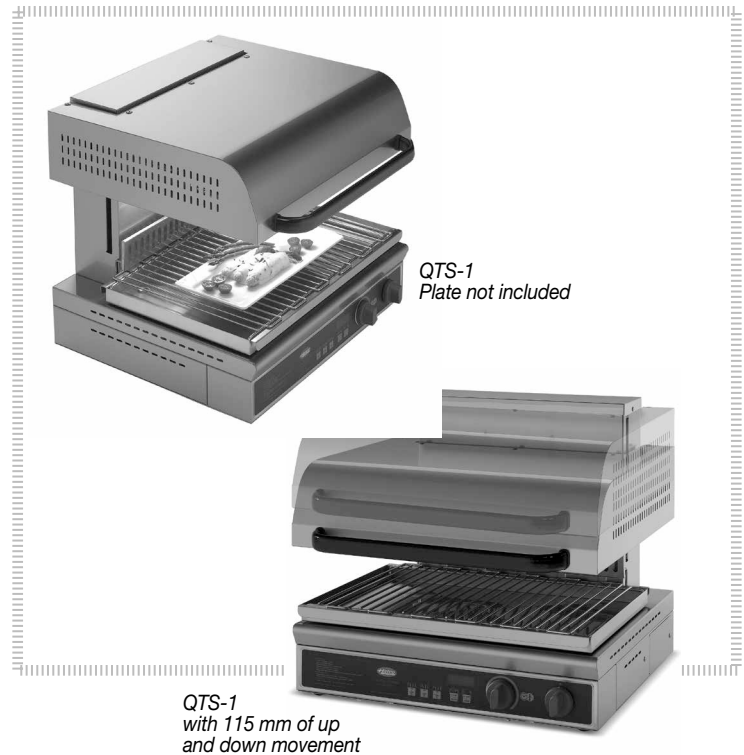
## Quick-Therm Salamander

Model: QTS-1

Hatco's Quick-Therm Salamander is specially designed for versatility in the kitchen with the capabilities to cook, grill, reheat, and keep foods hot. The unparalleled start up speed is a result of "instant on" heating elements located in the upper housing of the salamander. The plate detection feature, a versatile HOLD function, and the reduce transfer of heat to the surrounding area makes the Quick-Therm Salamander energy efficient and easy to operate.

### Standard features

- The heating elements are strategically positioned inside the moveable upper housing to reduce the transfer of heat to surrounding areas for effective energy savings
- Three heating elements in the QTS-1 salamander may be operated independently, allowing the benefits of flexibility and energy conservation
- The high-powered heating elements are ready for use within 8 seconds
- The Plate Detection feature automatically activates the heating elements when a food plate comes into contact with the plate detection mechanism. Removal of the food plate turns off the heating elements
- Made of stainless steel for easy cleaning and durability
- The Salamander can be placed on a countertop or mounted to a brick or cement wall



**Note:** Do not install unit above grills, fryers, or other appliances that will expose unit to high temperatures, excessive moisture, or grease-laden air. Improper installation will damage components and void warranty.

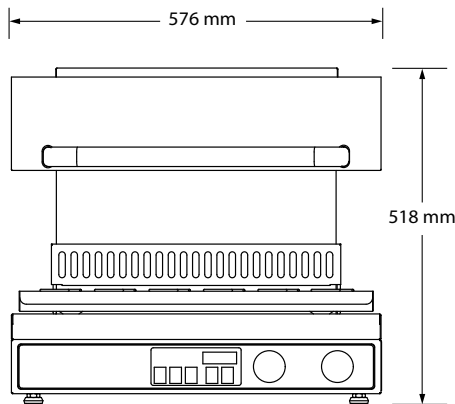


**HATCO CORPORATION** | P.O. Box 340500 Milwaukee, WI 53234-0500 U.S.A.  
(414) 671-6350 | [www.hatcocorp.com](http://www.hatcocorp.com) | [intlsales@hatcocorp.com](mailto:intlsales@hatcocorp.com)

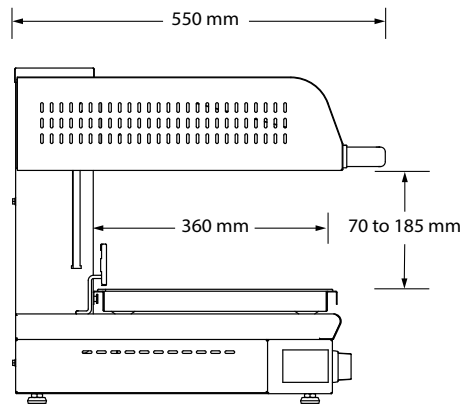


# Quick-Therm Salamander

Model: QTS-1



FRONT VIEW



SIDE VIEW

## SPECIFICATIONS

### Quick-Therm Salamanders

The shaded areas contain electrical information for International models

Model	Dimensions (W x D x H)	Cooking Area (W x D x H)	Hertz	Voltage	Phase	Watts	Amps	Plug	Power Inlet Location	Ship Weight*
QTS-1	576 x 550 x 518 mm	546 x 360 x 70-185 mm	50/60	240/415	Three	4500	6.3	No cord	Right side of back, near bottom	75 kg

\* Shipping weight includes packaging.

## PRODUCT SPECS

### Quick-Therm Salamander

The Salamander shall be a Quick-Therm Model ..., rated at ... watts, ... volts, three phase and be ... millimeters in overall width.  
The Salamander shall consist of stainless steel housings.

The infrared heating elements shall be instant on ribbon. The Salamander shall be factory assembled with mounting hardware, ready for electrical installation.